

Door Hardware & Accessories

B1	Manufacturers
B2	Locks and Cylinders
B3	Locks and Cylinders
B4	Locks and Cylinders
B5	Pivots and Hinges
B6	Panic Devices
B7	Panic Devices
B8	Closers
B9	Handles
B10	Handles
B11	Accessories



www.CAPinc.biz

Fax 303.761.5722 / Phone 303.761.5452
2950 S. Wyandot St. Englewood CO 80110



Commercial Architectural Products *Entrance Doors*
come standard with the hardware
from the following suppliers:

Pivots

International, Jackson, Builders Brass, Calibre

Hinges

Parker, Hager, Regent, Select

Panic Devices

International, Adams Rite, Jackson, Calibre

Locks

International, Adams Rite, W&F, Regent, Calibre

Closers

International, Jackson, Calibre



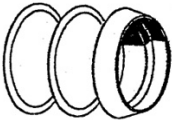


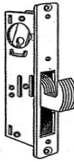

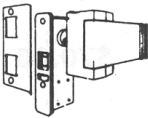
Push / Pulls

International, Calibre

Information and specifications of above listed manufacturers products
are available upon request.

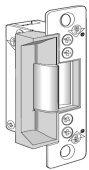
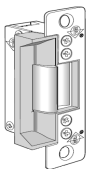

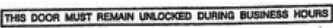
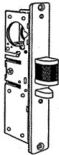
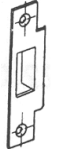

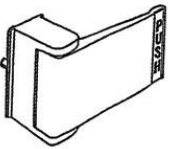


Locks and Cylinders

ITEM	PT.#	DESCRIPTION	LIST PRICES	
			LOOSE	CLEAR / BRONZE
	DL-1	Pair of cylinders for standard locks. Standard 5-pin Schlage keyway.		
	DL-2	Thumb-turn for standard locks.		
	DL-3	Cylinder guard for outside of door only. Specify swing. (Cylinder not included)		
	DL-4	1 5/32" Dummy cylinder for standard locks.		
	DL-5	Rim cylinder for panic doors.		
	DL-6	M.S. hookbolt less faceplate.		
	DL-7	Deadlatch lock and strike with cylinder, faceplate and lever handle. Lock is handed.	LOOSE	FABBED
	DL-8	Deadlatch with face plate, strike and one paddle device with cylinder. (handed)		


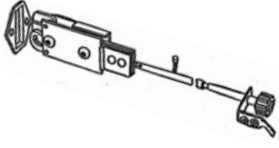


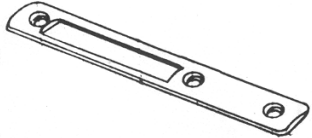
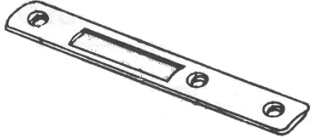

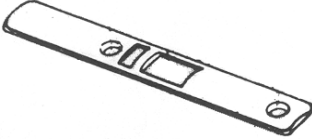


Locks and Cylinders

ITEM	PT.#	DESCRIPTION	LIST PRICES	
			LOOSE CLEAR / BRONZE	
			LOOSE	FABBED
	DL-9	A.R. electric stike applied at jamb of offset door. Specify hand. <small>Use with latchlock.</small>		
	DL-10	A.R. electric stike Applied in inactive leaf of pair of offset doors. Specify hand. <small>Use with latchlock.</small>		
	DL-11	Lock indicator. Use with M.S. lock.		
	DL-12	Door to remain open sign. Transom decal only.		
	DL-13	Deadlatch lock and strike less faceplate. (handed)		
	DL-14	Deadlatch stike plate.		
	DL-15	Lever handle for DL-13. (handed)		
	DL-16	Paddle handle for DL-13. (handed)		

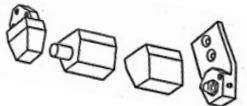
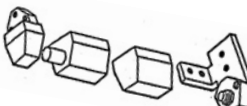


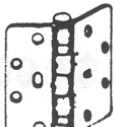
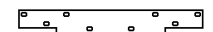

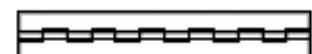



Locks and Cylinders

ITEM	PT.#	DESCRIPTION	LIST PRICES
			LOOSE CLEAR / BRONZE
	DL-17	Round face flush bolt for standard pairs with guide. (per each)	
	DL-18	Header bolt for Three point lock.	
	DL-19	Threshold bolt for three point lock.	
	DL-20	M.S. long throw lock. Less faceplate.	
	DL-21	Faceplate for M.S. long throw lock.	
	DL-22	Faceplate for standard hookbolt lock.	
	DL-23	Faceplate for standard hookbolt lock with mohair weatherstrip.	
	DL-24	Faceplate for standard deadlatch lock.	


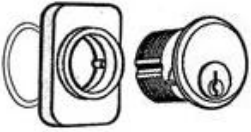
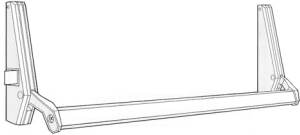

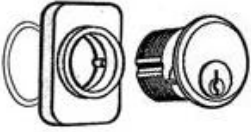
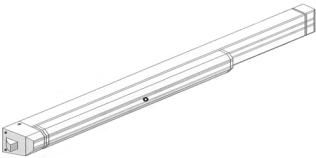


Pivots and Hinges

ITEM	PT.#	DESCRIPTION	LIST PRICES	
			LOOSE	CLEAR / BRONZE
	DL-25	Sold in sets only. Top and bottom pivot set For flush doors.		
	DL-26	Sold in sets only. Top and bottom leg pivot sets For flush doors. Specify handing.		
	DL-27	Intermediate pivot set. Specify handing.		
	DL-28	Sold in sets only. Includes: top header nylon bushing, set screws, pivot pin, bearing holder, ball bearing race, floor portion with steel pin. Aluminum finish only.		
	DL-29	4 1/2" x 4" ball bearing Butt hinge with screws. Fab includes b/u plate.	LOOSE	FABBED
	DL-30	Steel back-up plate for standard butt hinges.		
	DL-31	Continuous Hinge. 7'-0"	CLEAR	
			BRONZE	
	DL-32	Continuous Hinge. 8'-0"	CLEAR	
			BRONZE	
	DL-33	Continuous Hinge. 10'-0"	CLEAR	
			BRONZE	


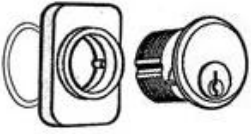

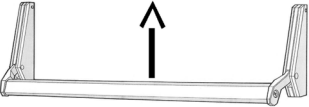




Panic devices

ITEM	PT.#	DESCRIPTION	LIST PRICES	
			LOOSE CLEAR / BRONZE	
			LOOSE	FABBED
	DP-1	International 6100 series concealed rod panic. Pull handle not included.		
	DP-2	Cylinder pad and cylinder for International 6100 series.		
	DP-3	International 6300 series rim panic. Strike included. Pull handle not included.		
	DP-4	International 7100 series concealed rod panic. Pull handle not included.		
	DP-5	Cylinder pad and cylinder for International 7100 series.		
	DP-6	International 7300 series rim panic. Pull handle not included.		







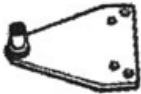



Panic devices

ITEM	PT.#	DESCRIPTION	LIST PRICES	
			LOOSE CLEAR / BRONZE	
			LOOSE	FABBED
	DP-7	Adams Rite 8600 concealed rod panic. Pull handle not included.		
	DP-8	Cylinder pad and Cylinder Adams Rite 8600 panic.		
	DP-9	Adams Rite 8400 rim panic. Pull handle not included.		
	DP-10	Extend panics up to 9'-0" in height. Per leaf.		
	DP-11	Extend panics up to 4'-0" in width. Per leaf.		



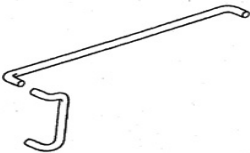
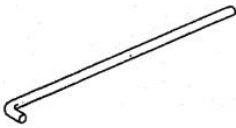
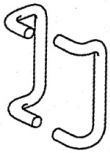
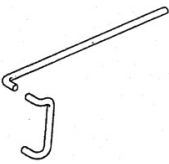



Closers

ITEM	PT.#	DESCRIPTION	LIST PRICES
			LOOSE CLEAR / BRONZE
	DC-1	Center hung overhead concealed closer. 90° or 105° Hold open or no hold.	
	DC-2	Offset arm assembly for concealed closer. Intermediate offset pivot not included.	
	DC-3	Offset arm cover for 36" header. (per each)	
	DC-4	Surface mounted closer. Medium duty. No hold open.	
	DC-5	Handicap closer. Surface mounted. No hold open.	
	DC-6	Drop plate for standard Surface mount closer.	
	DC-7	Parallel arm bracket.	
	DC-8	Side load arm.	



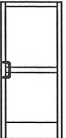




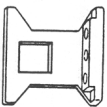


Handles

ITEM	PT.#	DESCRIPTION	LIST PRICES
			LOOSE CLEAR / BRONZE
	DH-1	Standard pull handle. 1" dia. Solid aluminum 3-1/4" offset, CTC 10".	
	DH-2	Standard push bar. 1" dia. Solid aluminum 33-1/16" CTC.	
	DH-4	Offset pull/DB push set. 10" pull, 33-1/16 push. Solid aluminum bar.	
	DH-5	Single bend push bar. 1" dia. Solid aluminum 33-1/16" CTC For Continuous Hinge door.	
	DH-6	Offset pull set. CTC 10", back to back. Solid aluminum bar.	
	DH-7	Offset pull, SB push set. 10" pull, 33-1/16" CTC. Solid aluminum bar.	
	DH-8	Special size push bar 1" dia. Solid alum. To 4'-0"	



Accessories

ITEM	PT.#	DESCRIPTION	LIST PRICES
			LOOSE CLEAR / BRONZE
	DA-1	Standard clear tempered door lite for narrow stile doors.	
	DA-2	Astrigal for medium and wide stile pairs.	
	DA-3	Add to list for 1-7/8" horizontal muntin bar in center of door.	
	DA-4	Add to list for 8" mid panel in center of door.	
	DA-5	Add to list for two piece door sweep.	
	DA-6	Threshold clip. (per each)	
	DA-7	Adjustable glass block. (per each)	
	DA-8	Standard flush bolt guide. (per each)	